

Applying for the NDHCE

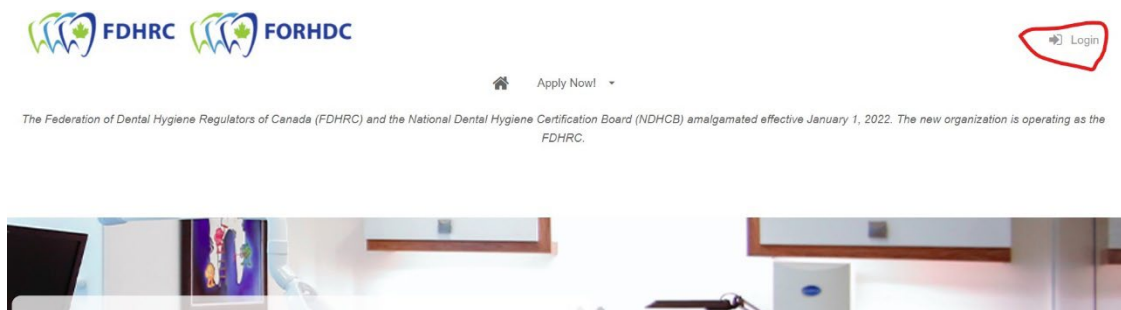
Applicants who have previously applied for the exam

Please select one of the following options to ensure you follow the correct steps:

1. [I did register for the September 2022 exam.](#)
2. [I did not register for the September 2022 exam.](#)

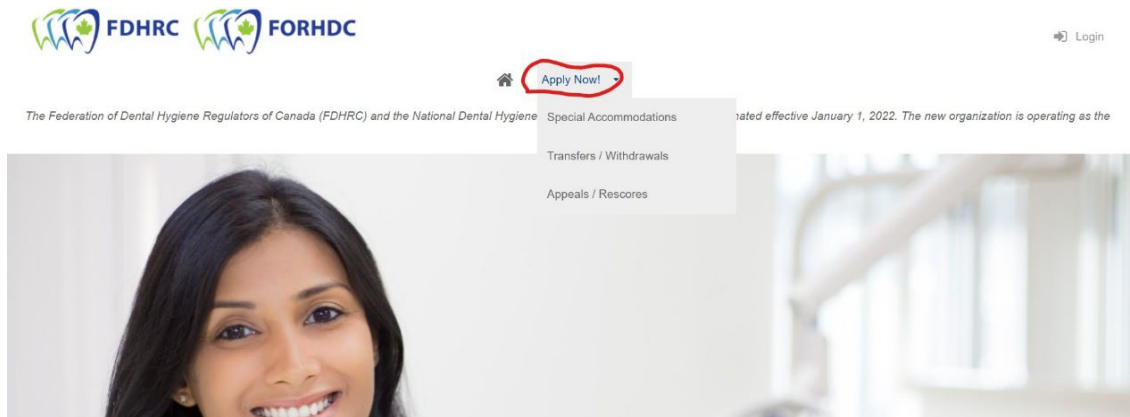
STEPS IF YOU DID REGISTER FOR THE SEPTEMBER 2022 NDHCE

1. Select login at the top right of the page.

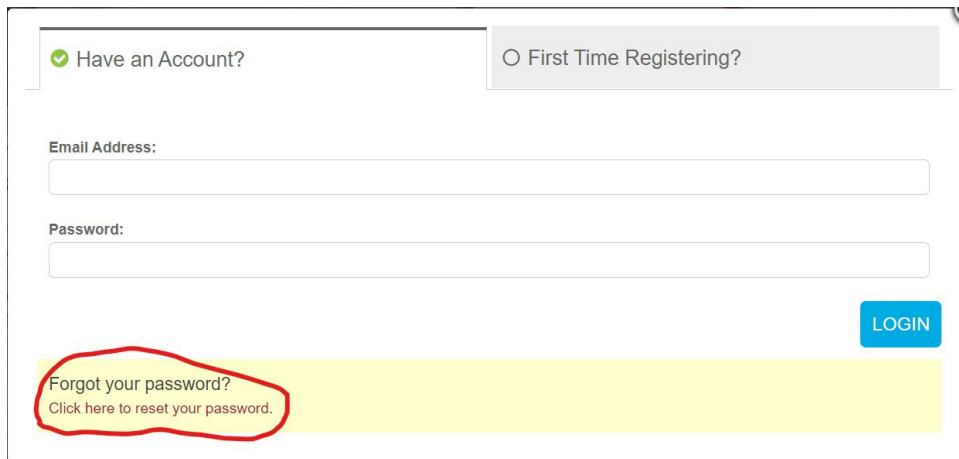


2. The account login box will open. You can use the same email address and password that you used when you registered for the September 2022 NDHCE.

- Once logged in, select Apply Now! And follow the same process you did to register in September 2022. You can follow the steps below ([starting at Step 4](#)) if you need further assistance.



NOTE: If you do not remember your password you will need to select "Forgot your password". Enter your email address into the text box and hit "Resend Password". You will receive a password reset email. Follow the instructions in it.



The screenshot shows a login/register form. At the top, there are two radio buttons: 'Have an Account?' (selected) and 'First Time Registering?'. Below these are two text input fields labeled 'Email Address:' and 'Password:'. A blue 'LOGIN' button is positioned to the right of the password field. At the bottom left, a yellow banner contains the text 'Forgot your password?' and 'Click here to reset your password.', which is circled in red.

IMPORTANT: If you receive an error message saying your email address cannot be found, but you previously applied for the September 2022 exam DO NOT PROCEED. Please contact us at exam@fdhrc.ca before trying to register further.



FDHRC



FORHDC

STEPS IF YOU DID NOT REGISTER FOR THE SEPTEMBER 2022 NDHCE

1. Select login at the top right of the page.



Apply Now!

The Federation of Dental Hygiene Regulators of Canada (FDHRC) and the National Dental Hygiene Certification Board (NDHCB) amalgamated effective January 1, 2022. The new organization is operating as the FDHRC.



2. The account login box will open. Select "Forgot your password". Enter your email address into the text box and hit "Resend Password". You will receive a password reset email. Follow the instructions in it.

Have an Account? First Time Registering?

Email Address:

Password:

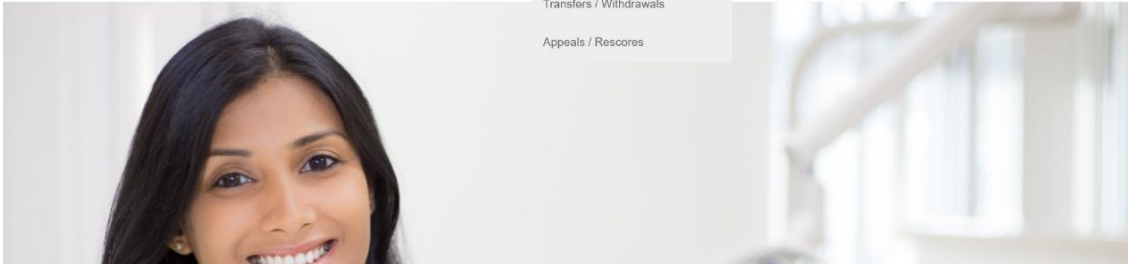
Forgot your password?
Click here to reset your password.

Note: If you receive an error message saying your email address cannot be found, but you have previously applied for the exam, please contact us at exam@fdhrc.ca before proceeding.

3. Select Login at the top of the page again. Enter the information then once logged in, select Apply Now!

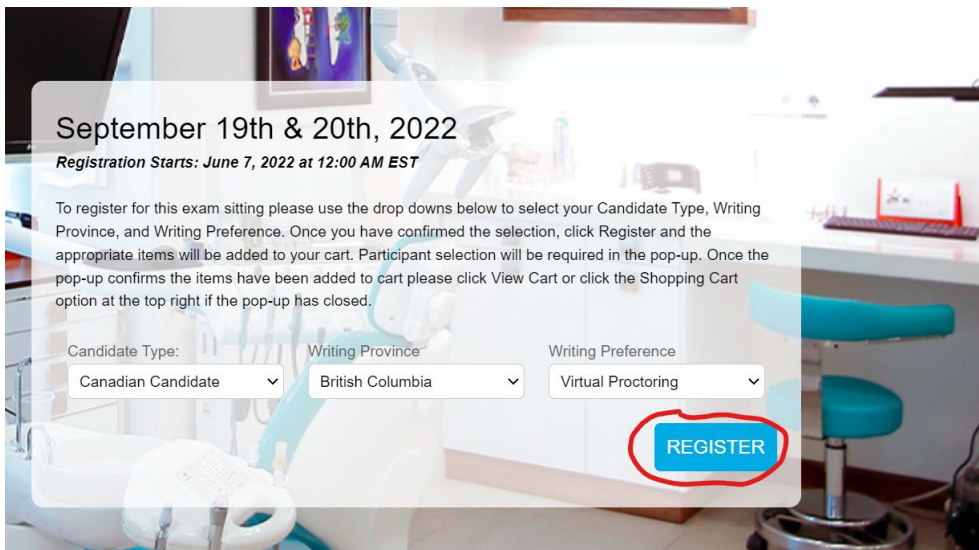
[Apply Now!](#)

The Federation of Dental Hygiene Regulators of Canada (FDHRC) and the National Dental Hygiene Regulators of Canada (NDHRC) merged effective January 1, 2022. The new organization is operating as the



Special Accommodations
Transfers / Withdrawals
Appeals / Rescores

- On the next page, select your Candidate Type, Writing Province, and Writing Preference*. Then hit the Register button.



September 19th & 20th, 2022
Registration Starts: June 7, 2022 at 12:00 AM EST

To register for this exam sitting please use the drop downs below to select your Candidate Type, Writing Province, and Writing Preference. Once you have confirmed the selection, click Register and the appropriate items will be added to your cart. Participant selection will be required in the pop-up. Once the pop-up confirms the items have been added to cart please click View Cart or click the Shopping Cart option at the top right if the pop-up has closed.

Candidate Type: Writing Province: Writing Preference:

REGISTER

Note: there is a **limited number of seats available at testing centres** for the September 2022 NDHCE. Choosing "Test Centre" does not guarantee that a test centre will be available. **If a test centre cannot be found, you will write via virtual proctoring.**

- The first page of the registration process will open. At the top check off "I would like to register myself into exams" and click the Add Applicant Button at the bottom.



Add New Applicant

I would like to register myself into exams
 Any family candidates registering as applicants for exams will first need to be added to your Candidate Family Account. Add your family's applicants below.

* = Required Fields

First Name * Last Name * Gender *

Birthdate (DD / MMM / YYYY) *
 / /

6. Next select the city/area you will be writing from the drop down menu and click Next.

Manitoba - September 19th & 20th, 2022 \$725.00
 📅 September 19, 2022 - September 20, 2022 ⌚ TBD

ITEM 1 OF 3

Which applicant is to be enrolled in this exam?

1.

Please select your exam location *

-
- Brandon, MB
- Flin Flon, MB
- Thompson, MB
- Portage La Prairie, MB
- The Pas, MB

7. Confirm you are purchasing the exam application for yourself and click Next.

8. Select view cart to complete the application and pay for it. Note: At this point your application has not been submitted and is considered incomplete.

9. This will take you to your cart and the rest of the application that must be completed. Under the Additional Information section, complete the information required.

10. Once you have provided all the additional information. Select Billing Information. Fill in your full contact information, including address.
 - a. If the credit card you are using is not in your name, you will need to check off the box at the top (yellow highlight) and enter the billing information (name and address for person on the credit card) in full as well as your contact information.
 - b. Once the information is filled in, select the "Create Address/Create Now" button.

2. Billing Information

My Billing Information is different than my Contact Information
NOTE: If you are paying by credit card, your Billing Information must be the same as the information on your credit card statements.

<p>Contact Information</p> <div style="border: 1px dashed #ccc; padding: 5px;"> <input type="text" value="Address Nickname"/> <input type="text" value="First Name *"/> <input type="text" value="Last Name *"/> <input type="text" value="Address *"/> </div>	<p>Billing Information</p> <div style="border: 1px dashed #ccc; padding: 5px;"> <input type="text" value="Address Nickname"/> <input type="text" value="First Name *"/> <input type="text" value="Last Name *"/> <input type="text" value="Address *"/> </div>
--	--

11. Next accept the FDHRC application policy (or policies). Read, type your name and hit accept.

12. Finally, section 3 – Payment Information. Select it and select 'Pay by Credit Card'. Once you provide all the information hit 'Pay Now' and the registration will be processed. After it is processed a new screen will show with your invoice number and information about your registration. Note: You will book your exam date and time later in the summer, after the application period has closed.

SPECIAL NOTE FOR 'NO COST TRANSFERS' FROM SEPTEMBER 2022

If you are a No Cost Transfer from the September 2022 exam, you will still need to complete the full application and all steps as outlined in this document. The exam cost will show as \$0 though. If it does not show as \$0 contact us at exam@fdhrc.ca before proceeding.